





# Galvanized Work Stations, Tube, Bends, & Fittings

## Single Workstations Heads (Head Only)


Single Galvanized Wall Mount Wk Stations - 1 1/2" Inlets	Description	Eurovac Part No.
	<b>Single Wall Mount Work Station Head</b> <ul style="list-style-type: none"> <li>• 1-1/2" Inlet</li> <li>• No Switch</li> <li>• 2" Outlet</li> </ul>	SYS-03H-50014WNS
	<b>Single Wall Mount Work Station Head</b> <ul style="list-style-type: none"> <li>• 1-1/2" Inlet</li> <li>• With Switch</li> <li>• 2" Outlet</li> </ul>	SYS-03H-50014WWS
Single Galvanized Hanging Wk Stations - 1 1/2" Inlets	Description	Eurovac Part No.
	<b>Single Hanging Work Station Head</b> <ul style="list-style-type: none"> <li>• 1-1/2" Inlet</li> <li>• No Switch</li> <li>• 2" Outlet</li> <li>• Inc. One Airline Mounting Bar</li> </ul>	SYS-03H-50014HNS
	<b>Single Hanging Work Station Head</b> <ul style="list-style-type: none"> <li>• 1-1/2" Inlet</li> <li>• With Switch</li> <li>• 2" Outlet</li> <li>• Inc. One Airline Mounting Bar</li> </ul>	SYS-03H-50014HWS

## Double Workstation Heads (Head Only)




Double Galvanized Hanging & Wall Mount Wk Stations - 1 1/2" Inlets	Description	Eurovac Part No.
	<b>Double Hanging / Wall Mount Work Station Head</b> <ul style="list-style-type: none"> <li>• 1-1/2" Inlets</li> <li>• No Switches</li> <li>• 2" Outlet</li> <li>• Inc. One Airline Mounting Bar</li> </ul>	SYS-03H-55014HNS
	<b>Double Hanging / Wall Mount Work Station Head</b> <ul style="list-style-type: none"> <li>• 1-1/2 Inlets</li> <li>• With Switches</li> <li>• 2" Outlet</li> <li>• Inc. One Airline Mounting Bar</li> </ul>	SYS-03H-55014HWS

no picture available	<b>Double Hanging / Wall Mount Work Station Head</b> <ul style="list-style-type: none"> <li>• 1-1/2" Inlets</li> <li>• No Switches</li> <li>• 2" Outlet</li> <li>• Inc. <u>Two</u> Airline Mounting Bars</li> </ul>	SYS-03H-55214HNS
no picture available	<b>2" Double Hanging / Wall Mount Work Station Head</b> <ul style="list-style-type: none"> <li>• <u>No</u> Inlets</li> <li>• 2" Outlet</li> <li>• Inc. One Airline Mounting Bar</li> </ul>	MTF-UTY-CH202020

## Quad Workstation Heads (Head Only)




Quad Galvanized Hanging & Wall Mount Wk Stations - 1 1/2" Inlets	Description	Eurovac Part No.
	<b>Quad Hanging / Wall Mount Work Station Head</b> <ul style="list-style-type: none"> <li>• 1-1/2" Inlets</li> <li>• No Switches</li> <li>• 3" Outlet</li> <li>• Inc. Two Airline Mounting Bars</li> </ul>	SYS-03H-55314HNS

## Standard Inlets

1 1/2" Standard Inlets	Description	Eurovac Part No.
	<b>1 1/2" x 2" ID Inlet Valve With Switch Zinc Coated</b>	MTF-INE-ZE20150S
	<b>1 1/2" x 2" Inlet Valve No Switch Zinc Coated</b>	MTF-INE-ZE20150N
<b>1 1/2" x 2" Male Pipe Thread Inlet (MPT) Valves</b>  	<b>Description</b>	<b>Eurovac Part No.</b>
	<b>1 1/2" x 2" MPT Inlet Valve With Switch Zinc Coated</b>	MTF-INE-ZP20150S
	<b>1 1/2" x 2" MPT Inlet Valve No Switch Zinc Coated</b>	MTF-INE-ZP20150N
<b>1 1/2" x 2" MPT Inlet Valve No Switch Stainless Steel</b>	MTF-INV-SP20150N	
<b>1.8" x 2" Male Pipe Thread Inlet (MPT) Valves with clip</b>	<b>Description</b>	<b>Eurovac Part No.</b>
	<b>1.8" ID x 2" MPT Inlet Valve With Clip &amp; Switch Zinc Coated</b> Used with: <ul style="list-style-type: none"> <li>• HOS-HPP-HA180000 1.8" Inlet x 1-1/2" Hose Adaptor w/ring</li> </ul>	MTF-INV-ZP20180S
	<b>1.8" ID x 2" MPT Inlet Valve With Clip &amp; No Switch Zinc Coated</b> Used with: <ul style="list-style-type: none"> <li>• HOS-HPP-HA180000 1.8" Inlet x 1-1/2" Hose Adaptor w/ring</li> </ul>	MTF-INV-ZP20180N

2" x 2" Male Pipe Thread Inlet (MPT) Valves	Description	Eurovac Part No.
	<b>2" x 2" MPT Inlet Valve With Switch Zinc Coated</b>	MTF-INE-ZP20200S
	<b>2" ID x 2" MPT Inlet Valve No Switch Zinc Coated</b>	MTF-INE-ZP20200N
3" Male Pipe Thread Inlet Valves	Description	Eurovac Part No.
	<b>3" ID x 3" MPT Inlet Valve No Switch Zinc Coated</b>	MTF-INV-OP30300N
Escutcheon Plates	Description	Eurovac Part No.
	<b>Escutcheon Plate - For Threaded Inlet Valve Zinc Coated</b>	MTF-INV-EPALLHP0
	<b>Escutcheon Plate - For Threaded Inlet Valve Stainless Steel</b>	MTF-INV-EPALLHPS
Flush Mount Inlets w/ Escutcheon Plates	Description	Eurovac Part No.
	<b>1-1/2" ID Inlet w/ Escutcheon Plate No Switch Zinc Coated</b>	SYS-050-210RN000
	<b>1-1/2" ID Inlet w/ Escutcheon Plate With Switch Zinc Coated</b>	SYS-050-210RW000
Floor Inlets	Description	Eurovac Part No.
	<b>1 1/2" x 2" MPT Floor Inlet Valve Nickel Finish</b> <ul style="list-style-type: none"> <li>Each valve supplied with a Lid Removal Tool (#40657)</li> </ul>	MTF-INE-NP2015FN
Wrenches For Inlets	Description	Eurovac Part No.
	<b>Wrench For 1 1/2" ID x 2" MPT Inlet</b>	MTF-INV-EPVW1500
	<b>Wrench For Escutcheon &amp; 1 1/2" ID x 2" MPT Inlet</b>	MTF-INV-EPVW150E
Metal Office Inlets	Description	Eurovac Part No.
	<b>Metal Office Inlet w/ 90 Elbow, LV Switch &amp; Flush Mnt Plate (1 1/4" Hose)</b>	SYS-050-210M0000

# Tube, Bends & Fittings

Tubing	Description	Eurovac Part No.
	1" x .080" Alzd Tube - per ft ● 10' Lengths	MPT-ATL-12WT100A
	1-1/4" x .058" Alzd Tube - per ft ● 10' Lengths	MPT-TRO-0AZ01223
	1-1/2" x .065" Alzd Tube - per ft ● 10' Lengths	MPT-ATL-16WT150A
	2" x .049" Alzd Tube - per ft ● 10' Lengths	MPT-ATL-18WT200A
	2 1/8" x .049" Alzd Tube - per ft ● 10' Lengths	MPT-ATL-18WT212A
	2 1/2" x .065" Alzd Tube - per ft ● 10' Lengths	MPT-ATL-16WT250A
	3" x .065" Alzd Tub - per ft ● 10' Lengths	MPT-ATL-16WT300A
	3 1/2" x .065" Alzd Tube - per ft ● 10' Lengths	MPT-ATL-16WT350A
	4" x .065" Alzd Tube - per ft ● 10' Lengths	MPT-ATL-16WT400A
	5" x .083" Alzd Tube - per ft ● 10' Lengths	MPT-ATL-14WT500A
	6" x .083" Alzd Tube - per ft ● 10' Lengths	MPT-TRO-0AZ06026
	8" x .083 Alzd Tube - per ft ● 10' Lengths	MPT-TRO-0AZ08026
	10" x .105" Alzd Tube - per ft ● 10' Lengths	MPT-TRO-0AZ10028
	12" x .109" Alzd Tube - per ft ● 10' Lengths	MPT-TRO-0AZ12028
	14" x .109" Alzd Tube - per ft ● 10' Lengths	MPT-TRO-0AZ14028
Full Couplings	Description	Eurovac Part No.
	2" Slip Coupling ZC	MTF-SC1-Z0200000
	2 1/8" Slip Coupling ZC	MTF-SC1-Z0210000
	2 1/2" Slip Coupling ZC	MTF-SC1-Z0250000
	3" Slip Coupling ZC	MTF-SC1-Z0300000
	3 1/2" Slip Coupling ZC	MTF-SC1-Z0350000
	4" Slip Coupling ZC	MTF-SC1-Z0400000
	5" Slip Coupling ZC	MTF-SC1-Z0500000
	6" Slip Coupling ZC	MTF-SC1-Z0600000
2 Bolt Compression Coupling	Description	Eurovac Part No.
	1-1/2" x 4" Compression Coupling ZC ● 2 Bolt	MTF-CCO-Z0150200
	2" x 4" Compression Coupling ZC ● 2 Bolt	MTF-CCO-Z0200200
	2-1/8" x 4" Compression Coupling ZC ● 2 Bolt	MTF-CCO-Z0212200
	2-1/2" x 4" Compression Coupling ZC ● 2 Bolt	MTF-CCO-Z0250200
	3" x 4" Compression Coupling ZC ● 2 Bolt	MTF-CCO-Z0300200
	3-1/2" x 4" Compression Coupling ZC ● 2 Bolt	MTF-CCO-Z0350200
	4" x 4" Compression Coupling ZC ● 2 Bolt	MTF-CCO-Z0400200
	5" x 4" Compression Coupling ZC ● 2 Bolt	MTF-CCO-Z0500200

**3 Bolt Compression Coupling****Description****Eurovac Part No.****3 BOLT IS WHAT WE STOCK****2" x 6" Compression Coupling ZC**

● 3 Bolt

MTF-CCO-Z020000

**2 1/8" x 6" Compression Coupling ZC**

● 3 Bolt

MTF-CCO-Z0212000

**2 1/2" x 6" Compression Coupling ZC**

● 3 Bolt

MTF-CCO-Z0250000

**3" x 6" Compression Coupling ZC**

● 3 Bolt

MTF-CCO-Z0300000

**3 1/2" x 6" Compression Coupling ZC**

● 3 Bolt

MTF-CCO-Z0350000

**4" x 6" Compression Coupling ZC**

● 3 Bolt

MTF-CCO-Z0400000

**5" x 6" Compression Coupling ZC**

● 3 Bolt

MTF-CCO-Z0500000

**6" x 6" Compression Coupling ZC**

● 3 Bolt

MTF-CCO-Z0600000

**8" x 6" Compression Coupling ZC**

● 3 Bolt

MTF-CCO-Z0800000

**10" x 6" Compression Coupling ZC**

● 3 Bolt

MTF-CCO-Z1000000

**12" x 6" Compression Coupling ZC**

● 3 Bolt

MTF-CCO-Z1200000

**14" x 6" Compression Coupling ZC**

● 3 Bolt

MTF-CCO-Z1400000

**18" x 6" Compression Coupling ZC**

● 3 Bolt

MTF-CCO-Z1800000

**Short Radius 90 Elbows****Description****Eurovac Part No.****2" Short Radius 90 Elbow ZC**

MTF-ES1-ZE020900

**2 1/8" Short Radius 90 Elbow ZC**

● 3-1/2" Center Line Radius

MTF-ES1-ZE021900

**3" Short Radius 90 Elbow ZC**

● 4" Center Line Radius

MTF-ES1-ZE030900

**4" Short Radius 90 Elbow ZC**

● 6" Center Line Radius

MTF-ES1-ZE040900

**5" Short Radius 90 Elbow ZC**

● 7-1/2" Center Line Radius

MTF-ES1-ZE050900

**6" Short Radius 90 Elbow ZC**

● 9" Center Line Radius

MTF-ES1-ZE060900

**8" Short Radius 90 Elbow ZC**

● 12" Center Line Radius

● Straight end only

MTF-ES1-ZS080900

**10" Short Radius Segmented 90 Elbow ZC**

● 15" Center Line Radius

● Straight end only

MTF-ES1-ZS100900

**12" Short Radius Segmented 90 Elbow ZC**

● 18" Center Line Radius

● Straight end only

MTF-ES1-ZS120900

**11 Gauge - Straight End Only****4" Short Radius 90 Elbow ZC - 11 Gauge**

● 6" Center Line Radius

● Straight end only

MTF-ES2-ZS040900

**5" Short Radius 90 Elbow ZC - 11 Gauge**

● 7-1/2" Center Line Radius

● Straight end only

MTF-ES2-ZS050900

**6" Short Radius 90 Elbow ZC - 11 Gauge**

● 9" Center Line Radius

● Straight end only

MTF-ES2-ZS060900

**8" Short Radius 90 Elbow ZC - 11 Gauge**

● 12" Center Line Radius

● Straight end only

MTF-ES2-ZS080900

## Standard Radius 90 Elbows

### Description

### Eurovac Part No.



**1 1/2" Standard Radius 90 Elbow ZC**

MTF-EN1-ZE015900

**2 1/8" Standard Radius 90 Elbow ZC**

MTF-EN1-ZE021900

- 5" Center Line Radius

**2 1/2" Standard Radius 90 Elbow ZC**

MTF-EN1-ZE025900

- 6" Center Line Radius

**3" Standard Radius 90 Elbow ZC**

MTF-EN1-ZE030900

- 7-1/2" Center Line Radius

**3 1/2" Standard Radius 90 Elbow ZC**

MTF-EN1-ZE035900

- 8-3/4" Center Line Radius

**4" Standard Radius 90 Elbow ZC**

MTF-EN1-ZE040900

- 10" Center Line Radius

**5" Standard Radius 90 Elbow ZC**

MTF-EN1-ZE050900

- 12-1/2" Center Line Radius

**6" Standard Radius 90 Elbow ZC**

MTF-EN1-ZE060900

- 15" Center Line Radius

**8" Standard Radius 90 Elbow ZC**

MTF-EN1-ZS080900

- 20" Center Line Radius

- Straight end only

**10" Standard Radius Segmented 90 Elbow ZC**

MTF-EN1-ZS100900

- 32" Center Line Radius

- Straight end only

**12" Standard Radius Segmented 90 Elbow ZC**

MTF-EN1-ZS120900

- 36" Center Line Radius

- Straight end only

**14" Standard Radius Segmented 90 Elbow ZC**

MTF-EN1-ZS140900

- 36" Center Line Radius

- Straight end only

**11 Gauge - Straight End Only**

**2" Standard Radius 90 Elbow ZC - 11 Gauge**

MTF-EN2-ZS020900

- Straight end only

**2 1/8" Standard Radius 90 Elbow ZC - 11 Gauge**

MTF-EN2-ZS021900

- 5" Center Line Radius

- Straight end only

**2 1/2" Standard Radius 90 Elbow ZC - 11 Gauge**

MTF-EN2-ZS025900

- 6" Center Line Radius

- Straight end only

**3" Standard Radius 90 Elbow ZC - 11 Gauge**

MTF-EN2-ZS030900

- 7-1/2" Center Line Radius

- Straight end only

**4" Standard Radius 90 Elbow ZC - 11 Gauge**

MTF-EN2-ZS040900

- 10" Center Line Radius

- Straight end only

**5" Standard Radius 90 Elbow ZC - 11 Gauge**

MTF-EN2-ZS050900



- 12-1/2" Center Line Radius

- Straight end only

# Long Radius 90 Elbows

Description	Eurovac Part No.
<b>1-1/2" Long Radius 90 Elbow ZC</b> ● 6" Center Line Radius	MTF-EL1-Z0159006
<b>2 1/8" Long Radius 90 Elbow ZC</b> ● 24" Center Line Radius	MTF-EL1-Z0219024
<b>2 1/8" Long Radius 90 Elbow ZC</b> ● 36" Center Line Radius	MTF-EL1-Z0219036
<b>2 1/2" Long Radius 90 Elbow ZC</b> ● 24" Center Line Radius	MTF-EL1-Z0259024
<b>2 1/2" Long Radius 90 Elbow ZC</b> ● 36" Center Line Radius	MTF-EL1-Z0259036
<b>3" Long Radius 90 Elbow ZC</b> ● 24" Center Line Radius	MTF-EL1-Z0309024
<b>3" Long Radius 90 Elbow ZC</b> ● 36" Center Line Radius	MTF-EL1-Z0309036
<b>3" Long Radius 90 Elbow ZC</b> ● 48" Center Line Radius	MTF-EL1-Z0309048
<b>3 1/2" Long Radius 90 Elbow ZC</b> ● 30" Center Line Radius	MTF-EL1-Z0359030
<b>3 1/2" Long Radius 90 Elbow ZC</b> ● 36" Center Line Radius	MTF-EL1-Z0359036
<b>3 1/2" Long Radius 90 Elbow ZC</b> ● 48" Center Line Radius	MTF-EL1-Z0359048
<b>4" Long Radius 90 Elbow ZC</b> ● 30" Center Line Radius	MTF-EL1-Z0409030
<b>4" Long Radius 90 Elbow ZC</b> ● 36" Center Line Radius	MTF-EL1-Z0409036
<b>4" Long Radius 90 Elbow ZC</b> ● 48" Center Line Radius	MTF-EL1-Z0409048
<b>5" Long Radius 90 Elbow ZC</b> ● 30" Center Line Radius	MTF-EL1-Z0509030
<b>5" Long Radius 90 Elbow ZC</b> ● 48" Center Line Radius	MTF-EL1-Z0509048
<b>6" Long Radius 90 Elbow ZC</b> ● 30" Center Line Radius	MTF-EL1-Z0609030
<b>6" Long Radius 90 Elbow ZC</b> ● 48" Center Line Radius	MTF-EL1-Z0609048
<b>8" Long Radius 90 Elbow ZC</b> ● 32" Center Line Radius ● Straight end only	MTF-EL1-Z0809032
<b>8" Long Radius 90 Elbow ZC</b> ● 48" Center Line Radius ● Straight end only	MTF-EL1-Z0809048




Short Radius 45 Elbows	Description	Eurovac Part No.
	<b>2" Short Radius 45 Elbow ZC</b>	MTF-ES1-ZE020450
	<b>2 1/8" Short Radius 45 Elbow ZC</b> <ul style="list-style-type: none"> <li>● 3-1/2" Center Line Radius</li> </ul>	MTF-ES1-ZE021450
	<b>3" Short Radius 45 Elbow ZC</b> <ul style="list-style-type: none"> <li>● 4-1/2" Center Line Radius</li> </ul>	MTF-ES1-ZE030450
	<b>4" Short Radius 45 Elbow ZC</b> <ul style="list-style-type: none"> <li>● 6" Center Line Radius</li> </ul>	MTF-ES1-ZE040450
	<b>5" Short Radius 45 Elbow ZC</b> <ul style="list-style-type: none"> <li>● 7-1/2" Center Line Radius</li> </ul>	MTF-ES1-ZE050450
	<b>6" Short Radius 45 Elbow ZC</b> <ul style="list-style-type: none"> <li>● 9" Center Line Radius</li> </ul>	MTF-ES1-ZE060450
	<b>8" Short Radius 45 Elbow ZC</b> <ul style="list-style-type: none"> <li>● 12" Center Line Radius</li> <li>● Straight end only</li> </ul>	MTF-ES1-ZS080450
	<b>10" Short Radius Segmented 45 Elbow ZC</b> <ul style="list-style-type: none"> <li>● 15" Center Line Radius</li> <li>● Straight end only</li> </ul>	MTF-ES1-ZS100450
	<b>12" Short Radius Segmented 45 Elbow ZC</b> <ul style="list-style-type: none"> <li>● 18" Center Line Radius</li> <li>● Straight end only</li> </ul>	MTF-ES1-ZS120450
	<b>11 Gauge - Straight End Only</b>	
	<b>8" Short Radius 45 Elbow ZC - 11 Gauge</b> <ul style="list-style-type: none"> <li>● 12" Center Line Radius</li> <li>● Straight end only</li> </ul>	MTF-ES2-ZS080450
	Standard Radius 45 Elbows	Description
	<b>2 1/8" Standard Radius 45 Elbow ZC</b> <ul style="list-style-type: none"> <li>● 5" Center Line Radius</li> </ul>	MTF-EN1-ZE021450
	<b>2 1/2" Standard Radius 45 Elbow ZC</b> <ul style="list-style-type: none"> <li>● 6" Center Line Radius</li> </ul>	MTF-EN1-ZE025450
	<b>3" Standard Radius 45 Elbow ZC</b> <ul style="list-style-type: none"> <li>● 7-1/2" Center Line Radius</li> </ul>	MTF-EN1-ZE030450
	<b>3 1/2" Standard Radius 45 Elbow ZC</b> <ul style="list-style-type: none"> <li>● 8-3/4" Center Line Radius</li> </ul>	MTF-EN1-ZE035450
	<b>4" Standard Radius 45 Elbow ZC</b> <ul style="list-style-type: none"> <li>● 10" Center Line Radius</li> </ul>	MTF-EN1-ZE040450
	<b>5" Standard Radius 45 Elbow ZC</b> <ul style="list-style-type: none"> <li>● 12-1/2" Center Line Radius</li> </ul>	MTF-EN1-ZE050450
	<b>6" Standard Radius 45 Elbow ZC</b> <ul style="list-style-type: none"> <li>● 15" Center Line Radius</li> </ul>	MTF-EN1-ZE060450
	<b>8" Standard Radius 45 Elbow ZC</b> <ul style="list-style-type: none"> <li>● 20" Center Line Radius</li> <li>● Straight end only</li> </ul>	MTF-EN1-ZS080450
	<b>10" Standard Radius Segmented 45 Elbow ZC</b> <ul style="list-style-type: none"> <li>● 32" Center Line Radius</li> <li>● Straight end only</li> </ul>	MTF-EN1-ZS100450
	<b>12" Standard Radius Segmented 45 Elbow ZC</b> <ul style="list-style-type: none"> <li>● 36" Center Line Radius</li> <li>● Straight end only</li> </ul>	MTF-EN1-ZS120450
	<b>14" Standard Radius Segmented 45 Elbow ZC</b> <ul style="list-style-type: none"> <li>● 36" Center Line Radius</li> <li>● Straight end only</li> </ul>	MTF-EN1-ZS140450
	<b>11 Gauge - Straight End Only</b>	
	<b>2 1/8" Standard Radius 45 Elbow ZC - 11 Gauge</b> <ul style="list-style-type: none"> <li>● 5" Center Line Radius</li> <li>● Straight end only</li> </ul>	MTF-EN2-ZS021450
	<b>4" Standard Radius 45 Elbow ZC - 11 Gauge</b> <ul style="list-style-type: none"> <li>● 10" Center Line Radius</li> <li>● Straight end only</li> </ul>	MTF-EN2-ZS040450
	<b>5" Standard Radius 45 Elbow ZC - 11 Gauge</b> <ul style="list-style-type: none"> <li>● 12-1/2" Center Line Radius</li> <li>● Straight end only</li> </ul>	MTF-EN2-ZS050450





Long Radius 45 Elbows	Description	Eurovac Part No.
	<b>2 1/8" Long Radius 45 Elbow ZC</b> ● 24" Center Line Radius	MTF-EL1-Z0214524
	<b>2 1/8" Long Radius 45 Elbow ZC</b> ● 36" Center Line Radius	MTF-EL1-Z0214536
	<b>2 1/2" Long Radius 45 Elbow ZC</b> ● 24" Center Line Radius	MTF-EL1-Z0254524
	<b>2 1/2" Long Radius 45 Elbow ZC</b> ● 36" Center Line Radius	MTF-EL1-Z0254536
	<b>3" Long Radius 45 Elbow ZC</b> ● 24" Center Line Radius	MTF-EL1-Z0304524
	<b>3" Long Radius 45 Elbow ZC</b> ● 36" Center Line Radius	MTF-EL1-Z0304536
	<b>3" Long Radius 45 Elbow ZC</b> ● 48" Center Line Radius	MTF-EL1-Z0304548
	<b>3 1/2" Long Radius 45 Elbow ZC</b> ● 30" Center Line Radius	MTF-EL1-Z0354530
	<b>3 1/2" Long Radius 45 Elbow ZC</b> ● 36" Center Line Radius	MTF-EL1-Z0354536
	<b>3 1/2" Long Radius 45 Elbow ZC</b> ● 48" Center Line Radius	MTF-EL1-Z0354548
	<b>4" Long Radius 45 Elbow ZC</b> ● 30" Center Line Radius	MTF-EL1-Z0404530
	<b>4" Long Radius 45 Elbow ZC</b> ● 36" Center Line Radius	MTF-EL1-Z0404536
	<b>4" Long Radius 45 Elbow ZC</b> ● 48" Center Line Radius	MTF-EL1-Z0404548
	<b>5" Long Radius 45 Elbow ZC</b> ● 30" Center Line Radius	MTF-EL1-Z0504530
	<b>5" Long Radius 45 Elbow ZC</b> ● 48" Center Line Radius	MTF-EL1-Z0504548
	<b>6" Long Radius 45 Elbow ZC</b> ● 30" Center Line Radius	MTF-EL1-Z0604530
	<b>6" Long Radius 45 Elbow ZC</b> ● 48" Center Line Radius	MTF-EL1-Z0604548
	<b>8" Long Radius 45 Elbow ZC</b> ● 32" Center Line Radius ● Straight end only	MTF-EL1-Z0804532
	<b>8" Long Radius 45 Elbow ZC</b> ● 48" Center Line Radius ● Straight end only	MTF-EL1-Z0804548

Street Elbows	Description	Eurovac Part No.
	<b>2" Street Short Radius 90 Elbow ZC</b> • Expanded One End, Straight Other End	MTF-ES1-ZE02090S
	<b>2" Street Short Radius 45 Elbow ZC</b> • Expanded One End, Straight Other End	MTF-ES1-ZE02045S
	<b>2-1/8" Street Standard Radius 90 Elbow ZC</b> • Expanded One End, Straight Other End	MTF-EN1-ZE02190S
	<b>2-1/8" x 2" Street Standard Radius 90 Elbow ZC</b> • Expanded 2-1/8" End, Straight 2" End	MTF-EN1-ZE02190R
	<b>11 Gauge - Straight End Only</b>	
	<b>2-1/8"OD x 2"OD STD Red. 90 Elbow ZC - 11 Gauge</b> • Straight end only	MTF-EN2-ZS02190R

Standard TY 90's	Description	Eurovac Part No.
	<b>2" x 2" TY 90 ZC</b>	MTF-TYB-ZE020020
	<b>2 1/8" x 2" 1/8" TY 90 ZC</b>	MTF-TYB-ZE021021
	<b>2 1/2" x 2" TY 90 ZC</b>	MTF-TYB-ZE025020
	<b>2 1/2" x 2 1/8" TY 90 ZC</b>	MTF-TYB-ZE025021
	<b>2 1/2" x 2 1/2" TY 90 ZC</b>	MTF-TYB-ZE025025
	<b>3" x 2" TY 90 ZC</b>	MTF-TYB-ZE030020
	<b>3" x 2 1/8" TY 90 ZC</b>	MTF-TYB-ZE030021
	<b>3" x 2 1/2" TY 90 ZC</b>	MTF-TYB-ZE030025
	<b>3" x 3" TY 90 ZC</b>	MTF-TYB-ZE030030
	<b>3 1/2" x 2" TY 90 ZC</b>	MTF-TYB-ZE035020
	<b>3 1/2" x 2 1/8" TY 90 ZC</b>	MTF-TYB-ZE035021
	<b>3 1/2" x 2 1/2" TY 90 ZC</b>	MTF-TYB-ZE035025
	<b>3 1/2" x 3" TY 90 ZC</b>	MTF-TYB-ZE035030
	<b>3 1/2" x 3 1/2" TY 90 ZC</b>	MTF-TYB-ZE035035
	<b>4" x 2" TY 90 ZC</b>	MTF-TYB-ZE040020
	<b>4" x 2 1/8" TY 90 ZC</b>	MTF-TYB-ZE040021
	<b>4" x 2 1/2" TY 90 ZC</b>	MTF-TYB-ZE040025
	<b>4" x 3" TY 90 ZC</b>	MTF-TYB-ZE040030
	<b>4" x 3 1/2" TY 90 ZC</b>	MTF-TYB-ZE040035
	<b>4" x 4" TY 90 ZC</b>	MTF-TYB-ZE040040
	<b>5" x 2" TY 90 ZC</b>	MTF-TYB-ZE050020
	<b>5" x 2 1/8" TY 90 ZC</b>	MTF-TYB-ZE050021
<b>5" x 2 1/2" TY 90 ZC</b>	MTF-TYB-ZE050025	
<b>5" x 3" TY 90 ZC</b>	MTF-TYB-ZE050030	
<b>5" x 3 1/2" TY 90 ZC</b>	MTF-TYB-ZE050035	
<b>5" x 4" TY 90 ZC</b>	MTF-TYB-ZE050040	



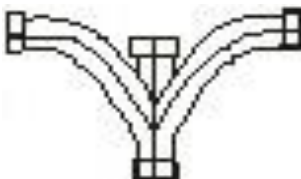
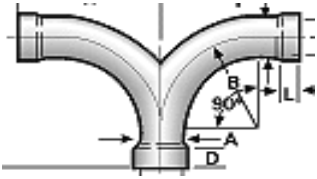
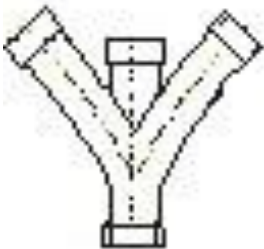
5" x 5" TY 90 ZC	MTF-TYB-ZE050050
6" x 2" TY 90 ZC	MTF-TYB-ZE060020
6" x 2 1/8" TY 90 ZC	MTF-TYB-ZE060021
6" x 2 1/2" TY 90 ZC	MTF-TYB-ZE060025
6" x 3" TY 90 ZC	MTF-TYB-ZE060030
6" x 3 1/2" TY 90 ZC	MTF-TYB-ZE060035
6" x 4" TY 90 ZC	MTF-TYB-ZE060040
6" x 5" TY 90 ZC	MTF-TYB-ZE060050
6" x 6" TY 90 ZC	MTF-TYB-ZE060060
8" x 2" TY 90 ZC ● 8" Straight end only	MTF-TYB-ZE080020
8" x 2 1/8" TY 90 ZC ● 8" Straight end only	MTF-TYB-ZE080021
8" x 2 1/2" TY 90 ZC ● 8" Straight end only	MTF-TYB-ZE080025
8" x 3" TY 90 ZC ● 8" Straight end only	MTF-TYB-ZE080030
8" x 3 1/2" TY 90 ZC ● 8" Straight end only	MTF-TYB-ZE080035
8" x 4" TY 90 ZC ● 8" Straight end only	MTF-TYB-ZE080040
8" x 5" TY 90 ZC ● 8" Straight end only	MTF-TYB-ZE080050
8" x 6" TY 90 ZC ● 8" Straight end only	MTF-TYB-ZE080060
8" x 8" TY 90 ZC ● Straight end only	MTF-TYB-ZS080080
10" x 2-1/8" 90 ZC ● 10" Straight end only	MTF-TYB-ZE100021
10" x 3" TY 90 ZC ● 10" Straight end only	MTF-TYB-ZE100030
10" x 5" TY 90 ZC ● 10" Straight end only	MTF-TYB-ZE100050
10" x 6" TY 90 ZC ● 10" Straight end only	MTF-TYB-ZS100060
10" x 8" TY 90 ZC ● Straight end only	MTF-TYB-ZS100080
10" x 10" TY 90 ZC ● Straight end only	MTF-TYB-ZS100100
12" x 8" TY 90 ZC ● Straight end only	MTF-TYB-ZS120080
<b>11 Gauge - Straight End Only</b>	
2 1/8" x 2 1/8" TY 90 ZC - 11 Gauge ● Straight end only	MTF-TYC-ZS021021
2 1/2" x 2 1/8" TY 90 ZC - 11 Gauge ● Straight end only	MTF-TYC-ZS025021
3" x 2 1/8" TY 90 ZC - 11 Gauge ● Straight end only	MTF-TYC-ZS030021
3" x 2 1/2" TY 90 ZC - 11 Gauge ● Straight end only	MTF-TYC-ZS030025
3" x 3" TY 90 ZC - 11 Gauge ● Straight end only	MTF-TYC-ZS030030
4" x 2 1/8" TY 90 ZC - 11 Gauge ● Straight end only	MTF-TYC-ZS040021
4" x 3" TY 90 ZC - 11 Gauge ● Straight end only	MTF-TYC-ZS040030
5" x 2 1/8" TY 90 ZC - 11 Gauge ● Straight end only	MTF-TYC-ZS050021
5" x 5" TY 90 ZC SE - 11 Gauge ● Straight end only	MTF-TYC-ZS050050

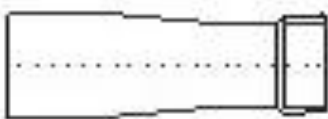
**Standard YL 45's****Description*****Eurovac Part No.***


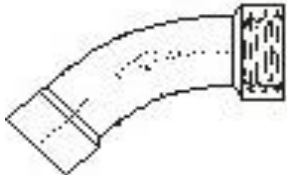

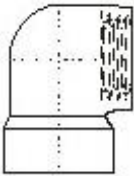
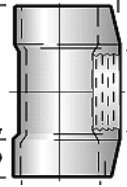
2" x 2" YL 45 ZC	MTF-YLB-ZE020020
2 1/8" x 2 1/8" x YL 45 ZC	MTF-YLB-ZE021021
2 1/2" x 2" YL 45 ZC	MTF-YLB-ZE025020
2 1/2" x 2 1/8" YL 45 ZC	MTF-YLB-ZE025021
2 1/2" x 2 1/2" YL 45 ZC	MTF-YLB-ZE025025
3" x 2" YL 45 ZC	MTF-YLB-ZE030020
3" x 2 1/8" YL 45 ZC	MTF-YLB-ZE030021
3" x 2 1/2" YL 45 ZC	MTF-YLB-ZE030025
3" x 3" YL 45 ZC	MTF-YLB-ZE030030
3 1/2" x 2" YL 45 ZC	MTF-YLB-ZE035020
3 1/2" x 2 1/8" YL 45 ZC	MTF-YLB-ZE035021
3 1/2" x 2 1/2" YL 45 ZC	MTF-YLB-ZE035025
3 1/2" x 3" YL 45 ZC	MTF-YLB-ZE035030
3 1/2" x 3 1/2" YL 45 ZC	MTF-YLB-ZE035035
4" x 2" YL 45 ZC	MTF-YLB-ZE040020
4" x 2 1/8" YL 45 ZC	MTF-YLB-ZE040021
4" x 2 1/2" YL 45 ZC	MTF-YLB-ZE040025
4" x 3" YL 45 ZC	MTF-YLB-ZE040030
4" x 3 1/2" YL 45 ZC	MTF-YLB-ZE040035
4" x 4" YL 45 ZC	MTF-YLB-ZE040040
5" x 2" YL 45 ZC	MTF-YLB-ZE050020
5" x 2 1/8" YL 45 ZC	MTF-YLB-ZE050021
5" x 2 1/2" YL 45 ZC	MTF-YLB-ZE050025
5" x 3" YL 45 ZC	MTF-YLB-ZE050030
5" x 3 1/2" YL 45 ZC	MTF-YLB-ZE050035
5" x 4" YL 45 ZC	MTF-YLB-ZE050040
5" x 5" YL 45 ZC	MTF-YLB-ZE050050
6" x 2" YL 45 ZC	MTF-YLB-ZE060020
6" x 2 1/8" YL 45 ZC	MTF-YLB-ZE060021
6" x 2 1/2" YL 45 ZC	MTF-YLB-ZE060025
6" x 3" YL 45 ZC	MTF-YLB-ZE060030
6" x 3 1/2" YL 45 ZC	MTF-YLB-ZE060035



6" x 4" YL 45 ZC	MTF-YLB-ZE060040
6" x 5" YL 45 ZC	MTF-YLB-ZE060050
6" x 6" YL 45 ZC	MTF-YLB-ZE060060
8" x 2" YL 45 ZC ● 8" Straight end only	MTF-YLB-ZE080020
8" x 2 1/8" YL 90 ZC ● 8" Straight end only	MTF-YLB-ZE080021
8" x 2 1/2" YL 45 ZC ● 8" Straight end only	MTF-YLB-ZE080025
8" x 3" YL 45 ZC ● 8" Straight end only	MTF-YLB-ZE080030
8" x 3 1/2" YL 45 ZC ● 8" Straight end only	MTF-YLB-ZE080035
8" x 4" YL 45 ZC ● 8" Straight end only	MTF-YLB-ZE080040
8" x 5" YL 45 ZC ● 8" Straight end only	MTF-YLB-ZE080050
8" x 6" YL 45 ZC ● 8" Straight end only	MTF-YLB-ZE080060
8" x 8" YL 45 ZC ● Straight end only	MTF-YLB-ZS080080
10" x 3" YL 45 ZC ● 10" Straight end only	MTF-YLB-ZS100030
10" x 4" YL 45 ZC ● 10" Straight end only	MTF-YLB-ZS100040
10" x 5" YL 45 ZC ● 10" Straight end only	MTF-YLB-ZS100050
10" x 6" YL 45 ZC ● 10" Straight end only	MTF-YLB-ZS100060
10" x 8" YL 45 ZC ● Straight end only	MTF-YLB-ZS100080
10" x 10" YL 45 ZC ● Straight end only	MTF-YLB-ZS100100
12" x 2-1/8" YL 45 ZC ● 12" Straight end only	MTF-YLB-ZS120021
12" x 3" YL 45 ZC ● 12" Straight end only	MTF-YLB-ZS120030
12" x 6" YL 45 ZC SE ● 12" Straight end only	MTF-YLB-ZS120060
12" x 8" YL 45 ZC ● Straight end only	MTF-YLB-ZS120080
12" x 12" YL 45 ZC ● Straight end only	MTF-YLB-ZS120120
14" x 8" YL 45 ZC ● Straight end only	MTF-YLB-ZS140080
14" x 10" YL 45 ZC ● Straight end only	MTF-YLB-ZS140100
<b>11 Gauge - Straight End Only</b>	
2 1/2" x 2 1/8" YL 45 ZC - 11 Gauge ● Straight end only	MTF-YLC-ZS025021
8" x 4" YL 45 ZC - 11 Gauge ● Straight end only	MTF-YLC-ZS080040

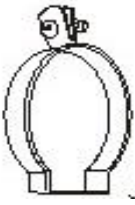
Double TY 90's	Description	Eurovac Part No.
	2 1/8" x 2 1/8" Double TY 90 ZC	MTF-DTY-ZE021021
	2 1/2" x 2 1/8" Double TY 90 ZC	MTF-DTY-ZE025021
	3" x 2 1/8" Double TY 90 ZC	MTF-DTY-ZE030021
	3" x 2 1/2" Double TY 90 ZC	MTF-DTY-ZE030025
	3-1/2" x 2 1/8" Double TY 90 ZC	MTF-DTY-ZE035021
	4" x 2 1/8" Double TY 90 ZC	MTF-DTY-ZE040021
	4" x 2 1/2" Double TY 90 ZC	MTF-DTY-ZE040025
	4" x 3" Double TY 90 ZC	MTF-DTY-ZE040030
	6" x 6" Double TY 90 ZC	MTF-DTY-ZE060060
	8" x 6" Double TY 90 ZC ● 8" Straight end only	MTF-DTY-ZS080060
	Standard Double 90 Y's	Description
	2 1/8" Double Y 90 ZC	MTF-D9Y-ZE021021
	2 1/2" Double Y 90 ZC	MTF-D9Y-ZE252525
	3" Double Y 90 ZC	MTF-D9Y-ZE303030
	4" Double Y 90 ZC	MTF-D9Y-ZE404040
	5" Double Y 90 ZC	MTF-D9Y-ZE505050
	6" Double Y 90 ZC	MTF-D9Y-ZE606060
Double 45 YL's	Description	Eurovac Part No.
	2 1/2" x 2 1/2" Double 45 YL ZC	MTF-DYL-ZE252525
	3" x 2 1/8" Double 45 YL ZC	MTF-DYL-ZE302121
	3" x 2 1/2" Double 45 YL ZC	MTF-DYL-ZE302525
	3" x 3" Double 45 YL ZC	MTF-DYL-ZE303030
	3 1/2" x 2 1/2" Double 45 YL ZC	MTF-DYL-ZE352525
	4" x 4" Double 45 YL ZC	MTF-DYL-ZE404040
	5" x 3" Double 45 YL ZC	MTF-DYL-ZE503030
	5" x 3 1/2" Double 45 YL ZC	MTF-DYL-ZE503535
	6" x 2 1/8" Double 45 YL ZC	MTF-DYL-ZE602121
	6" x 4" Double 45 YL ZC	MTF-DYL-ZE606040
	6" x 6" Double 45 YL ZC	MTF-DYL-ZE606060
	8" x 6" Double 45 YL ZC ● 8" Straight end only	MTF-DYL-ZE806060
	14" x 14" Utility Y ZC SE ● Straight end only	MTF-UTY-ZS140140

Reducer's	Description	Eurovac Part No.
 <p data-bbox="21 1587 427 1634"><b>For expanded end fittings:</b></p> <ul data-bbox="21 1646 378 1764" style="list-style-type: none"> <li>• Smaller end expanded</li> <li>• Larger end straight</li> </ul>	2 1/8" x 1-1/2" Reducer Coupling ZC	MTF-RC1-ZE021015
	2 1/2" x 2" Reducer Coupling ZC	MTF-RC1-ZE025020
	2 1/2" x 2 1/8" Reducer Coupling ZC	MTF-RC1-ZE025021
	3" x 2" Reducer Coupling ZC	MTF-RC1-ZE030020
	3" x 2 1/8" Reducer Coupling ZC	MTF-RC1-ZE030021
	3" x 2 1/2" Reducer Coupling ZC	MTF-RC1-ZE030025
	3 1/2" x 2 1/2" Reducer Coupling ZC	MTF-RC1-ZE035025
	3 1/2" x 3" Reducer Coupling ZC	MTF-RC1-ZE035030
	4" x 2" Reducer Coupling ZC	MTF-RC1-ZE040020
	4" x 2 1/8" Reducer Coupling ZC	MTF-RC1-ZE040021
	4" x 2 1/2" Reducer Coupling ZC	MTF-RC1-ZE040025
	4" x 3" Reducer Coupling ZC	MTF-RC1-ZE040030
	4" x 3 1/2" Reducer Coupling ZC	MTF-RC1-ZE040035
	5" x 2" Reducer Coupling ZC	MTF-RC1-ZE050020
	5" x 2 1/8" Reducer Coupling ZC	MTF-RC1-ZE050021
	5" x 2 1/2" Reducer Coupling ZC	MTF-RC1-ZE050025
	5" x 3" Reducer Coupling ZC	MTF-RC1-ZE050030
	5" x 3 1/2" Reducer Coupling ZC	MTF-RC1-ZE050035
	5" x 4" Reducer Coupling ZC	MTF-RC1-ZE050040
	6" x 2 1/8" Reducer Coupling ZC	MTF-RC1-ZE060021
	6" x 2 1/2" Reducer Coupling ZC	MTF-RC1-ZE060025
	6" x 3" Reducer Coupling ZC	MTF-RC1-ZE060030
	6" x 3-1/2" Reducer Coupling ZC	MTF-RC1-ZE060035
	6" x 4" Reducer Coupling ZC	MTF-RC1-ZE060040
	6" x 5" Reducer Coupling ZC	MTF-RC1-ZE060050
	8" x 4" Reducer Coupling ZC	MTF-RC1-ZE080040
	8" x 5" Reducer Coupling ZC	MTF-RC1-ZE080050
	8" x 6" Reducer Coupling ZC	MTF-RC1-ZE080060
	10" x 5" Reducer Coupling ZC	MTF-RC1-ZE100050
	10" x 6" Reducer Coupling ZC	MTF-RC1-ZE100060
10" x 8" Reducer Coupling ZC	MTF-RC1-ZS100080	
12" x 6" Reducer Coupling ZC	MTF-RC1-ZS120060	
12" x 8" Reducer Coupling ZC • Straight end only	MTF-RC1-ZS120080	
12" x 10" Reducer Coupling ZC • Straight end only	MTF-RC1-ZS120010	
14" x 8" Reducer Coupling ZC • Straight end only	MTF-RC1-ZS140008	

	<b>14" x 10" Reducer Coupling ZC</b> ● Straight end only	MTF-RC1-ZS140010
	<b>11 Gauge - Straight End Only</b>	
	<b>2-1/2" x 2 1/8" Reducer Coupling ZC SE - 11 Gauge</b> ● Straight end only	MTF-RC2-ZS025021
	<b>3" x 2 1/8" Reducer Coupling ZC SE - 11 Gauge</b> ● Straight end only	MTF-RC2-ZS030021
	<b>3" x 2 1/2" Reducer Coupling ZC SE - 11 Gauge</b> ● Straight end only	MTF-RC2-ZS030025
	<b>4" x 2 1/8" Reducer Coupling ZC SE - 11 Gauge</b> ● Straight end only	MTF-RC2-ZS040021
	<b>4" x 3" Reducer Coupling ZC SE - 11 Gauge</b> ● Straight end only	MTF-RC2-ZS040030
	<b>5" x 4" Reducer Coupling ZC SE - 11 Gauge</b> ● Straight end only	MTF-RC2-ZS050040
	<b>6" x 5" Reducer Coupling ZC SE - 11 Gauge</b> ● Straight end only	MTF-RC2-ZS060050
	<b>8" x 4" Reducer Coupling ZC SE - 11 Gauge</b> ● Straight end only	MTF-RC2-ZS080040
<b>Female Pipe Thread Adaptor's</b>	<b>Description</b>	<b>Eurovac Part No.</b>
	<b>2" x 2" Female Pipe Thread Adaptor ZC</b>	MTF-FAP-ZE020020
	<b>2-1/8" x 2" Female Pipe Thread Adaptor ZC</b>	MTF-FAP-ZE021020
<b>Female Pipe Thread Elbow's</b>	<b>Description</b>	<b>Eurovac Part No.</b>
	<b>2 1/8"ID x 2" FPT 45 Adaptor Elbow ZC Ex</b>	MTF-FA4-ZE021020
	<b>2 1/2"ID x 2" FPT 45 Adaptor Elbow ZC EX</b>	MTF-FA4-ZE025020
<b>Male Pipe Thread Adaptors</b>	<b>Description</b>	<b>Eurovac Part No.</b>
	<b>2" x 2" Male Pipe Thread Adaptor</b> ● Used for high vac hose reel inlet	MTF-MAP-ZS020020
	<b>2-1/8" x 2" Male Pipe Thread Adaptor</b>	MTF-MAP-ZS021020
<b>Female Pipe Thread Adaptors - 90's &amp; Tee's</b>	<b>Description</b>	<b>Eurovac Part No.</b>
	<b>2"ID x 2"FPT 90 deg. Cast Adaptor Elbow ZC</b>	MTF-FAE-ZE020020
	<b>2 1/8"ID x 2"FPT 90 deg. Cast Adaptor Elbow ZC</b>	MTF-FAE-ZE021020
	<b>2 1/8" x 2" FPT Cast Adaptor Tee ZC EX</b>	MTF-FAT-ZE021020

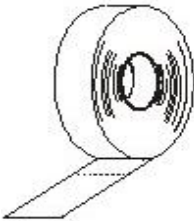


Tube Plugs	Description	Eurovac Part No.
	<b>2" Tube Plug</b> • Rarely Used - Typical Use Expandable Tube Plug Shown Below	MTF-TP0-ZS020000
	<b>2-1/8" Tube Plug</b>	MTF-TP0-ZS021000
	<b>2-1/2" Tube Plug</b>	MTF-TP0-ZS025000
	<b>3" Tube Plug</b> • Rarely Used - Typical Use Expandable Tube Plug Shown Below	MTF-TP0-ZS030000
	<b>3-1/2" Tube Plug</b>	MTF-TP0-ZS035000
	<b>4" Tube Plug</b>	MTF-TP0-ZS040000
	<b>5" Tube Plug</b>	MTF-TP0-ZS050000
	<b>6" Tube Plug</b>	MTF-TP0-ZS060000
	<b>8" Tube Plug</b>	MTF-TP0-ZS080000
	<b>10" Tube Plug</b>	MTF-TP0-ZS100000
Expandable Tube Plug	Description	Eurovac Part No.
	<b>2" Expandable Tube Plug</b>	MTF-TEP-Z0020000
	<b>3" Expandable Tube Plug</b>	MTF-TEP-Z0030000
	<b>4" Expandable Tube Plug</b>	MTF-TEP-Z0040000
Tube Adaptor Bushings	Description	Eurovac Part No.
	<b>2" OD x 4" L Steel Tube Nipple ZC</b>	MTF-TNZ-02004000
	<b>2" OD x 6" L Steel Tube Nipple ZC</b>	MTF-TNZ-02006000
	<b>2 1/8" OD x 4" L Steel Tube Nipple ZC</b>	MTF-TNZ-02104000
	<b>2 1/8" OD x 6" L Steel Tube Nipple ZC</b>	MTF-TNZ-02106000
	<b>3"Od X 4"L Steel Tube Nipple Az</b>	MTF-TNZ-03004000
	<b>3"Od X 6"L Steel Tube Nipple Az</b>	MTF-TNZ-03006000
	<b>4"Od X 4"L Steel Tube Nipple Az</b>	MTF-TNZ-04004000
	<b>4"Od X 6"L Steel Tube Nipple Az</b>	MTF-TNZ-04006000
	<b>6"OD x 4"L Steel Tube Nipple Az</b>	MTF-TNZ-06004000
	<b>2 1/8" OD x 2" ID Bushing Zinc</b>	MTF-BUS-Z0021020

Tube Hangers	Description	Eurovac Part No.
	<b>2" &amp; 2 1/8" Tube Hanger</b> <ul style="list-style-type: none"> <li>• Includes screw and nut</li> <li>• 7/16" Mounting Hole</li> </ul>	HAR-TOR-04HANGER
	<b>2 1/2" Tube Hanger</b> <ul style="list-style-type: none"> <li>• Includes screw and nut</li> <li>• 7/16" Mounting Hole</li> </ul>	HAR-TOR-05HANGER
	<b>3" Tube Hanger</b> <ul style="list-style-type: none"> <li>• Includes screw and nut</li> <li>• 7/16" Mounting Hole</li> </ul>	HAR-TOR-06HANGER
	<b>3 1/2" Tube Hanger</b> <ul style="list-style-type: none"> <li>• Includes screw and nut</li> <li>• 7/16" Mounting Hole</li> </ul>	HAR-TOR-07HANGER
	<b>4" Tube Hanger</b> <ul style="list-style-type: none"> <li>• Includes screw and nut</li> <li>• 7/16" Mounting Hole</li> </ul>	HAR-TOR-08HANGER
Tube Hangers (Swivel)	Description	Eurovac Part No.
	<b>5" Tube Hanger (Swivel Type)</b>	HAR-GRI-30182500
	<b>6" Tube Hanger (Swivel Type)</b>	HAR-GRI-30184100
	<b>8" Tube Hanger (Swivel Type)</b>	HAR-GRI-30188200
	<b>10" Tube Hanger (Swivel Type)</b>	HAR-GRI-G260B100
	<b>12" Tube Hanger (Swivel Type)</b>	HAR-GRI-G260B120
Riser Clamps	Description	Eurovac Part No.
	<b>5" Tube Size Riser Clamp Set (2pc)</b>	HAR-CLR-T0050000
	<b>6" Tube Size Riser Clamp Set (2pc)</b>	HAR-CLR-T0060000
	<b>8" Tube Size Riser Clamp Set (2pc)</b>	HAR-CLR-T0080000

## Shrink Tape

Shrink Sleeves	Description	Eurovac Part No.
	<b>2" to 2 1/2" x 4"L Shrink Sleeve</b> <ul style="list-style-type: none"> <li>• For 2" Couplings</li> <li>• For 2" &amp; 2-1/2" Fittings</li> <li>• PLA 55-450</li> </ul>	MTF-SSL-00210000
	<b>2" to 2 1/2" Dia x 6"L Shrink Sleeve</b> <ul style="list-style-type: none"> <li>• For 2-1/2" Couplings</li> <li>• PLA 55-450</li> </ul>	MTF-SSL-00210006
	<b>3" x 4"L Shrink Sleeve</b> <ul style="list-style-type: none"> <li>• For 3" Fittings</li> <li>• PLA 63-450</li> </ul>	MTF-SSL-00300000
	<b>3" x 6"L Shrink Sleeve</b> <ul style="list-style-type: none"> <li>• For 3" Couplings</li> <li>• PLA 63-450</li> </ul>	MTF-SSL-00300006
	<b>3 1/2" to 4" x 4"L Shrink Sleeve</b> <ul style="list-style-type: none"> <li>• For 3-1/2" &amp; 4" Fittings</li> <li>• PLA 90-450</li> </ul>	MTF-SSL-00400000
	<b>3 1/2" to 4" x 6"L Shrink Sleeve</b> <ul style="list-style-type: none"> <li>• For 3-1/2" to 4" Couplings</li> <li>• PLA 90-600</li> </ul>	MTF-SSL-00400006
	<b>5" x 4"L Shrink Sleeve</b> <ul style="list-style-type: none"> <li>• For 5" Fittings</li> <li>• PLA 115-450</li> </ul>	MTF-SSL-00500000
	<b>5" x 6"L Shrink Sleeve</b> <ul style="list-style-type: none"> <li>• For 5" Couplings</li> <li>• PLA 115-600</li> </ul>	MTF-SSL-00500006
	<b>6" x 4"L Shrink Sleeve</b> <ul style="list-style-type: none"> <li>• For 6" Fittings</li> </ul>	MTF-SSL-00600000
	<b>6" x 6"L Shrink Sleeve</b> <ul style="list-style-type: none"> <li>• For 6" Couplings</li> </ul>	MTF-SSL-00600006









Bulk Shrink Sleeves	Description	Eurovac Part No.
	<b>2 1/8" to 2 1/2" x 18"L Bulk Shrink Sleeve</b> ● PLA 55-450	HAR-CAN-PL05518B
	<b>3" x 18"L Bulk Shrink Sleeve</b> ● PLA 63-450	HAR-CAN-PL06318B
	<b>3 1/2" to 4" x 18"L Bulk Shrink Sleeve</b> ● PLA 90-450	HAR-CAN-PL09018B
	<b>3 1/2" to 4" x 24"L Bulk Shrink Sleeve</b> ● PLA 90-600	HAR-CAN-PL09024B
	<b>5" x 18"L Bulk Shrink Sleeve</b> ● PLA 115-450	HAR-CAN-PL11518B
	<b>5" x 24"L Bulk Shrink Sleeve</b> ● PLA 115-600	HAR-CAN-PL11524B
	<b>6" x 18"L Bulk Shrink Sleeve</b> ● PLA 125-450	HAR-CAN-PL12518B
	<b>6" x 24"L Bulk Shrink Sleeve</b> ● PLA 125-600	HAR-CAN-PL17024B
Shrink, Fiberglass & Copper Tape	Description	Eurovac Part No.
	<b>2" Shrink Tape - per foot</b> ● 80' per roll	HAR-CAN-AT050250
	<b>4" Shrink Tape - per foot</b> ● 80' per roll	HAR-CAN-AT100250
	<b>6" Shrink Tape - per foot</b> ● 80' per roll	HAR-CAN-AT150250
	<b>2" x 5 yrd. Fiberglass Tape</b>	HAR-GRM-GL3652X5
	<b>1/2" W x 54' Copper Ground Strap - per foot</b>	HAR-MTX-NCCCH500A

## Hardware



Screws	Description	Eurovac Part No.
	<b>10-32 x 5/8" Flat Socket Machine Screw Zp</b>	HAR-CON-103258FH
	<b>1/4" x 1-3/4" Hex Concrete Screw</b>	HAR-CON-SCH14134
	<b>1/4" x 2-3/4" Hex Concrete Screw</b>	HAR-CON-SCH14234
	<b>1/4" x 2" Round Head Machine Screw (RHMS) PL</b>	HAR-CON-142RHMS0
	<b>3/8"-16 x 1" Hex Washer Head Thread Cutting Screw Type 23 ZC</b> ● Used on rectangular collectors	HAR-CON-381TCS23
	<b>1/4" x 1" HexTek Screw</b> ● For steel	HAR-CON-141HTK00

<b>Bolts</b>	<b>Description</b>	<b>Eurovac Part No.</b>
	1/4" x 3/4" Hex Bolt	HAR-CON-1434HBP0
	1/4" x 1" Hex Bolt	HAR-CON-141HBP00
	5/16" x 1" Hex Bolt	HAR-CON-5161HBP0
	3/8" x 1-1/4" Hex Bolt	HAR-CON-38114HBP
	3/8" x 1 1/2" Hex Bolt	HAR-CON-38112HBP
	3/8" x 2" Hex Bolt	HAR-CON-382HBP00
	1/2" x 1 1/4" Hex Bolt	HAR-CON-12114HBP
	1/2" x 1 1/2" Hex Bolt	HAR-CON-12112HBP
	1/2" x 2 1/2" Hex Bolt	HAR-CON-12212HBP
	5/8" x 1 1/2" Hex Bolt	HAR-CON-58112HBP
<b>Bolts Grade 8 (Stronger)</b>	<b>Description</b>	<b>Eurovac Part No.</b>
	5/8" x 2-1/2" Hex Bolt (Grade 8)	HAR-CON-58212HB8
<b>Lag Bolts (For Wood)</b>	<b>Description</b>	<b>Eurovac Part No.</b>
	1/4" x 1" Hex Lag Bolt	HAR-CON-141LB000
	1/4" x 1-1/4" Hex Lag Bolt	HAR-CON-14114LBP
	1/4" x 1-1/2" Hex Lag Bolt	HAR-CON-14112LBP
<b>Lock Nuts</b>	<b>Description</b>	<b>Eurovac Part No.</b>
	1/4" Nylon Insert Lock Nut	HAR-CON-14LHNP00
	5/16" Nylon Insert Lock Nut	HAR-CON-516HNP00
	3/8" Nylon Insert Lock Nut	HAR-CON-38LHNP00
	1/2" Nylon Insert Lock Nut	HAR-CON-12LHNP00
<b>Nuts</b>	<b>Description</b>	<b>Eurovac Part No.</b>
	10-32 Hex Nut	HAR-CON-1032N000
	1/4" Hex Nut	HAR-CON-14HNP000
	3/8" Hex Nut	HAR-CON-38HNP000
	1/2" Hex Nut	HAR-CON-12HNP000
	5/8" Hex Nut	HAR-CON-58HNP000

Nuts Grade 8 (Stronger)	Description	Eurovac Part No.
	5/8" Hex Nut (Grade 8)	HAR-NSH-00FP8032
Flat Washers	Description	Eurovac Part No.
	1/4" Flat Washer	HAR-CON-14FWP000
	5/16" Flat Washer	HAR-CON-516FWP00
	3/8" Flat Washer	HAR-CON-38FWP000
	1/2" Flat Washer	HAR-CON-12FWP000
	5/8" Flat Washer	HAR-CON-58FWP000
Lock Washers	Description	Eurovac Part No.
	#10 Lock Washer	HAR-CON-010LW000
	1/4" Lock Washer	HAR-CON-14LWP000
	3/8" Lock Washer	HAR-CON-38LWP000
	1/2" Lock Washer	HAR-CON-12LWP000
	5/8" Lock Washer	HAR-CON-58LWP000
Bond Seal Washers	Description	Eurovac Part No.
	1/2" x 1" OD Bonded Sealing Washer	HAR-SPA-68500100
	#10" x 1/2" OD Bonded Sealing Washer	HAR-SPA-68500200
	3/8" x 7/8"OD Bonded Sealing Washer	HAR-SPA-68500400
	3/8" x 7/8"OD Bonded Sealing Washer Stainless	HAR-SPA-685004SS
Concrete Anchors (Securing To Floor)	Description	Eurovac Part No.
	3/8" Drop-In Concrete Anchor	HAR-CON-IPA38120
	1/2" Drop-In Concrete Anchor • Used for our EIII Pumps (have to used concrete anchors for pump because there isn't enough space for a wedge clamp)	HAR-CON-IPA12580
Wedge Anchors (Securing To Floor)	Description	Eurovac Part No.
	1/2" x 2 3/4" Wedge Anchor	HAR-CON-WED12234
	1/2" x 4 1/4" Wedge Anchor	HAR-CON-WED12414
	5/8" x 5" Wedge Anchor • Wedge clamps are recommended over Drop-In Anchors • Used for securing posts with arches	HAR-CON-WED58500
	3/4" x 4-1/4" Wedge Anchor	HAR-CON-WED34414
	3/4" x 5-1/2" Wedge Anchor	HAR-CON-WED34512
Sleeve Anchors (Securing To Block Wall)	Description	Eurovac Part No.
	3/8" x 2" Sleeve Anchor • This secures a hanger into a block wall	HAR-CON-SLE38200

Threaded Rod	Description	Eurovac Part No.
	<b>3/8" x 10' Threaded Rod (Zinc) - per ft.</b> <ul style="list-style-type: none"> <li>• 3/8" is our standard for hanging tubing</li> </ul>	HAR-ATR-EGP03716
	<b>1/2" x 10' Threaded Rod (Zinc) - per ft.</b> <ul style="list-style-type: none"> <li>• 1/2" is for securing check valves to adaptor flanges and for heavier duty applications like securing booms to back plates</li> </ul>	HAR-ATR-G0501310
Beam Clamps	Description	Eurovac Part No.
	<b>3/8" Beam Clamp</b>	HAR-GRI-00906300
Ceiling Flange	Description	Eurovac Part No.
	<b>3/8" Galv Ceiling Flange</b>	HAR-GRI-015607G0
Side Beam Bracket (Typical For Wood)	Description	Eurovac Part No.
	<b>3/8" Side Beam Bracket</b>	HAR-GRI-G20738
Sammy Screws - Another Method Of Securing To Beams/Walls	Description	Eurovac Part No.
	<b>Sammy 3/8" Rod Vertical Anchor Wood or Concrete</b>	HAR-CHA-00ZE5600
	<b>Sammy 3/8" Rod Vertical Anchor 16ga-1/4" Steel</b>	HAR-CHA-00ZE6050
	<b>Sammy 3/8" Rod Side Mnt Anchor 16ga-1/4" Steel</b>	HAR-CHA-00ZE8150
	<b>Sammy X-press 3/8" Rod XP35 - Up To 12ga Sheet Metal</b>	NON-STOCK
Sammy Screws - Req'd Tools	Description	Eurovac Part No.
	<b>Sammy X-press (Wood/Steel) Installation Tool</b>	NON-STOCK
	<b>Sammy X-press (Sheet Metal) Installation Tool</b>	NON-STOCK

U-Channel & Fittings	Description	Eurovac Part No.
	SS Mini Flared Bracket 5/16-24 x 1/2" Bolt - Fib. Washer	HOS-BAN-0BMF0000
	1-5/8" x 10' Unistrut - per ft.	MSH-UD0-0P27C100
	3/8"-16 Spring Nut	ELE-TOR-N228EG00
	Beam Clamp W/U Bolt 1 5/8" U-Channel	MSH-TOR-S942BCEG
	2 1/2" Tube (2" Pipe) Clamp 1 5/8" Ch. (inc 2pcs, nut, bolt)	HAR-TOR-025UNICL
	2 1/2" Pipe Clamp Fits 1 5/8" Channel (inc 2pcs,nut, bolt)	HAR-TOR-PC250RGG
Tube Goop	Description	Eurovac Part No.
	Tube Goop - 1 oz.	HAR-ADH-E610TUBE
	Tube Goop - 2 oz.	HAR-ADH-E620TUBE
	Tube Goop - 3.7 oz.	HAR-ADH-E637TUBE
	Tube Goop - 10 oz.	HAR-ADH-E610CART
Silicone	Description	Eurovac Part No.
	Clear Silicone 10oz Cartridge	HAR-ADH-SILCL10C
Silaprene	Description	Eurovac Part No.
	Silaprene Solid Seal White Cartridge	HAR-FAU-64222560
Electrical & Ground Wire	Description	Eurovac Part No.
	14ga Blue Ground Wire - per ft.	ELE-DEL-09190600
	Low Voltage (LVT) Wire - 24 volt. - per ft. <ul style="list-style-type: none"> <li>● Two Connector Wires</li> <li>● 18 Gauge</li> </ul> If other wire is used, must be minimum of 18G	ELE-DMT-77151000 <ul style="list-style-type: none"> <li>●</li> </ul>
	Black Connector For Control Wire	ELE-TOR-MARR3100

Cable Ties	Description	Eurovac Part No.
	<b>Cable Tie - 14"</b>	ELE-TOR-NT140000
Tape	Description	Eurovac Part No.
	<b>Black Electrical Tape</b>	ELE-TOR-BLJAY776
<b>3/16" x 3/8" Alum 440 Tape - per ft.</b> <ul style="list-style-type: none"> <li>● Used to seal up around collectors</li> </ul>		HAR-GKT-TR1015AL

## Galvanized Tubing Kits:

Galvanized Tubing Kits	Description	Eurovac Part No.
	<p><b>2" Galvanized Mini Tubing Kit</b></p> <p><b>Includes:</b></p> <ul style="list-style-type: none"> <li>● QTY 80' - 2" x .049" Galv Round Tube</li> <li>● QTY 10 - 2" x 2-1/2"L Slip Cplg Zc</li> <li>● QTY 2 - 2" Sr 90 Street Elbow Zc</li> <li>● QTY 10 - #4 Hanger w/ Hex Nut &amp; Screw</li> <li>● QTY 2 - 2" Economy Test Plug w/Wing Nut</li> <li>● QTY 4 - 2" x 2" 45 YL ZC EX</li> <li>● QTY 4 - 2" Sr 45 Elbow Zc Ex</li> <li>● QTY 6 - 2" Sr 90 Elbow Zc Ex</li> <li>● QTY 2 - 2" x 2" TY 90 ZC EX</li> <li>● QTY 8 - #31 Twist On Wire Connector Black</li> <li>● QTY 20 - 14" Cable Tie</li> <li>● QTY 100' - 2C #18 Grey Control Wire</li> <li>● QTY 9' - 4" Shrink Tape</li> <li>● QTY 30' -2" Shrink Tape</li> <li>● QTY 1 - 2" x 5yd Fibreglass Tape</li> </ul>	SYS-050-410G0000





**2" Galvanized Standard Tubing Kit**

**Includes:**

- QTY 104' - 2" x .049" Galv Round Tube
- QTY 15 - 2" x 2-1/2"L Slip Cplg Zc
- QTY 6 - 2" Sr 90 Street Elbow Zc
- QTY 15 - #4 Hanger w/ Hex Nut & Screw
- QTY 3 - 2" Economy Test Plug w/Wing Nut
- QTY 6 - 2" x 2" 45 YL ZC EX
- QTY 6 - 2" Sr 45 Elbow Zc Ex
- QTY 8 - 2" Sr 90 Elbow Zc Ex
- QTY 4 - 2" x 2" TY 90 ZC EX
- QTY 12 - #31 Twist On Wire Connector Black
- QTY 25 - 14" Cable Tie
- QTY 125' - 2C #18 Grey Control Wire
- QTY 10' - 4" Shrink Tape
- QTY 45' -2" Shrink Tape
- QTY 1 - 2" x 5yd Fibreglass Tape

SYS-050-40000000

**2" HW Std. Piping Kit (100' pipe, fittings & install materials)**

SYS-050-40010000

**3" Galvanized Standard Tubing Kit**

**Includes:**

- QTY 60' - 3" x .065" Galv Round Tube
- QTY 5 - 3" x 4"L Slip Cplg Zc
- QTY 1 - 3" x 3" 45 YL ZC EX
- QTY 2 - 3" x 2" 45 YL ZC EX
- QTY 2 - 3" x 2" Reducer Cplg ZC EX
- QTY 3 - 3" Std 90 Elbow ZC EX
- QTY 5 - 3" SR 45 Elbow ZC EX
- QTY 8 - #6 Hanger w/ Hex Nut & Screw
- QTY 8 - #31 Twist On Wire Connector Black
- QTY 20 - 14" Cable Tie
- QTY 80' - 2C #18 Grey Control Wire
- QTY 5' - 4" Shrink Tape
- QTY 21' -2" Shrink Tape
- QTY 1 - 2" x 5yd Fibreglass Tape

SYS-050-405G0000