






# Fume Arm Replacement Parts

## Fume Arm - Replacement Parts

Hoods Only	Description	Dwg/Ref.	Eurovac Part No.
	4" x 8" Fume Arm Circular Hood (No.60)	Dwg 18 (4" Arm) - ref# 60	SYS-WEL-10156000
	6" x 12" Fume Arm Circular Hood (No.60)	Dwg 9 (6" & 8" Arm) - ref# 60	SYS-WEL-16406000
	8" x 14" Fume Arm Circular Hood (No.60)	Dwg 9 (6" & 8" Arm) - ref# 60	SYS-WEL-20206000
	6" x 20' Fume Arm Circular Hood		SYS-WEL-P0202126
	8" x 20" Fume Arm Circular Hood		SYS-WEL-P0202012
	6" x 12' Stainless Fume Arm Circular Hood	Dwg 9 (6" & 8" Arm) - ref# 60	SUB-WEL-HD06120S
Joints	Description	Dwg/Ref.	Eurovac Part No.
	Joint For 3" Arms	N/A	SYS-P02-00000470
	<b>4" JOINTS</b>		
	Joint 1 all 4" (100mm) Arm (same as joint 4, 5 & 8)	Dwg 16 (4" Arm) - ref#1	SYS-WEL-10250100
	Joint 2 all 4" (100mm) Arm (same as joint 3, 6 & 7)	Dwg 16 (4" Arm) - ref#2	SYS-WEL-10250200
	Joint 3 all 4" (100mm) Arm (same as joint 2)	Dwg 16 (4" Arm) - ref#3	SYS-WEL-10250200
	Joint 4 all 4" (100mm) Arm (same as joint 1)	Dwg 16 (4" Arm) - ref#4	SYS-WEL-10250100
	Joint 5 all 4" (100mm) Arm (same as joint 1)	Dwg 17 (4" Arm) - ref#5	SYS-WEL-10250100
	Joint 6 all 4" (100mm) Arm (same as joint 2)	Dwg 17 (4" Arm) - ref#6	SYS-WEL-10250200
	Joint 7 all 4" (100mm) Arm (same as joint 2)	Dwg 17 (4" Arm) - ref#7	SYS-WEL-10250200
	Joint 8 all 4" (100mm) Arm (same as joint 1)	Dwg 17 (4" Arm) - ref#8	SYS-WEL-10250100
	<b>6" JOINTS</b>		
	Joint 1 all 6" (160mm) Arm (same as joint 4)	Dwg 7 (6" & 8" Arm) - ref#1	SYS-WEL-16200100
	Joint 2 all 6" (160mm) Arm (same as joint 3)	Dwg 7 (6" & 8" Arm) - ref#2	SYS-WEL-16200200
	Joint 3 all 6" (160mm) Arm (same as joint 2)	Dwg 7 (6" & 8" Arm) - ref#3	SYS-WEL-16200200
	Joint 4 all 6" (160mm) Arm (same as joint 1)	Dwg 7 (6" & 8" Arm) - ref#4	SYS-WEL-16200100
	Joint 5 all 6" (160mm) Arm (same as joint 8)	Dwg 7 (6" & 8" Arm) - ref#5	SYS-WEL-16200500
	Joint 6 all 6" (160mm) Arm (same as joint 7)	Dwg 7 (6" & 8" Arm) - ref#6	SYS-WEL-16200600
	Joint 7 all 6" (160mm) Arm (same as joint 6)	Dwg 7 (6" & 8" Arm) - ref#7	SYS-WEL-16200600
	Joint 8 all 6" (160mm) Arm (same as joint 5)	Dwg 7 (6" & 8" Arm) - ref#8	SYS-WEL-16200500


	<b>8" JOINTS</b>		
	Joint 1 all 8" (200mm) Arm (same as joint 4)	Dwg 7 (6" & 8" Arm) - ref#1	SYS-WEL-20200100
	Joint 2 all 8" (200mm) Arm (same as joint 3)	Dwg 7 (6" & 8" Arm) - ref#2	SYS-WEL-20200200
	Joint 3 all 8" (200mm) Arm (same as joint 2)	Dwg 7 (6" & 8" Arm) - ref#3	SYS-WEL-20200200
	Joint 4 all 8" (200mm) Arm (same as joint 1)	Dwg 7 (6" & 8" Arm) - ref#4	SYS-WEL-20200100
	Joint 5 all 8" (200mm) Arm (same as joint 8)	Dwg 7 (6" & 8" Arm) - ref#5	SYS-WEL-20200500
	Joint 6 all 8" (200mm) Arm (same as joint 7)	Dwg 7 (6" & 8" Arm) - ref#6	SYS-WEL-20200600
	Joint 7 all 8" (200mm) Arm (same as joint 6)	Dwg 7 (6" & 8" Arm) - ref#7	SYS-WEL-20200600
	Joint 8 all 8" (200mm) Arm (same as joint 5)	Dwg 7 (6" & 8" Arm) - ref#8	SYS-WEL-20200500
<b>Hose/Gear Clamps</b>	<b>Description</b>	<b>Dwg/Ref.</b>	<b>Eurovac Part No.</b>
	Hose Clamp For 3" ID Hose	N/A	HOS-CGE-0SCG0052
	3.125" - 5.000" Gear Clamp - For 4" Hose	Dwg 15. (4" arm) - ref#82	HOS-CGE-0SCG0072
	4-1/8" - 7" Gear Clamp - For 6" Hose	Dwg 6. (6" and 8" arms) - ref#82	HOS-CLG-HS104000
	8" to 10" Gear Clamp -For 8" Hose		HOS-CLG-HS152000
<b>Gas Spring (Standing Arms)</b>	<b>Description</b>	<b>Dwg/Ref.</b>	<b>Eurovac Part No.</b>
	Gas Spring For Standing 4" Arm	N/A	SUB-WEL-B040SPRI
	Gas Spring For Standing 6" & 8" Arms (7' & 10' lengths)	N/A	SUB-WEL-B681SPRI
	Gas Spring For Standing 6" & 8" Arms (14' lengths)	N/A	SUB-WEL-B682SPRI
<b>Spring Assemblies</b>	<b>Description</b>	<b>Dwg/Ref.</b>	<b>Eurovac Part No.</b>
	Spring Ass'y 4" x 5' (1015) Hanging Arm	Combo of several items from dwg	SUB-WEL-W0405SPR
	Spring Ass'y 4" x 7' (1020) Hanging Arm	Combo of several items from dwg	SUB-WEL-W0407SPR
	Spring Ass'y 4" x 8' (1025) Hanging Arm	Combo of several items from dwg	SUB-WEL-W0408SPR
	Spring Ass'y 6" x 7' (1620) Hanging Arms • 29 1/2" Long	Combo of several items from dwg	SUB-WEL-W0607SPR
	Spring Ass'y 6" x 10' (1630) Hanging Arms • 36 1/2" Long	Combo of several items from dwg	SUB-WEL-W0610SPR
	Spring Ass'y 6" x 14' (1640) Hanging Arms • 48 1/2" Long	Combo of several items from dwg	SUB-WEL-W0614SPR
	Spring Ass'y 8" x 7' (2020) Hanging Arms • 26 1/2" Long	Combo of several items from dwg	SUB-WEL-W0807SPR
	Spring Ass'y 8" x 10' (2030) Hanging Arms	Combo of several items from dwg	SUB-WEL-W0810SPR
Spring Ass'y 8" x 14' (2040) Hanging Arms • 48 1/2" Long	Combo of several items from dwg	SUB-WEL-W0614SPR	



Friction Inserts & Joint Washers	Description	Dwg/Ref.	Eurovac Part No.
	<b>Friction Disc For Hood Joint -All 4" Arms</b> ● Qty 4 Req'd Per Arm	Dwg 18. (4" arm) - ref# P7	SYS-WEL-1025P700
	<b>Friction Disc For Tube Joint -All 4" Arms</b> ● Qty 4 Req'd Per Arm	Dwg 22 & 23. (4" arm) - ref# 9 & 10	SYS-WEL-10250910
	<b>Friction Disc For Hood Joint -All 6" Arms</b> ● Qty 4 Req'd Per Arm	Dwg 9. (6" & 8" arm) - ref# P7	SYS-WEL-1640P700
	<b>Friction Insert Disc I 70 All 6" &amp; 8" Fume Arms</b> ● Qty 4 Req'd Per Arm	Dwg 7. (6" & 8" arm) - ref# 9	SYS-WEL-16200900
	<b>Friction Insert Disc II 60 All 6" &amp; 8" Fume Arms</b> ● Qty 4 Req'd Per Arm	Dwg 8. (6" & 8" arm) - ref# 10	SYS-WEL-16201000
	<b>Arm Joint Washer For All 6" &amp; 8" Fume Arms</b>	Dwg 8. (6" & 8" arm) - ref# 48	SYS-WEL-16204800
Tube I (Closest Wall Bkt)	Description	Dwg/Ref.	Eurovac Part No.
	<b>Tube I (32"L) - 4" x 7' Hanging Arms (1020)</b>		SYS-WEL-10201200
	<b>Tube I (32"L) - 6" x 7' Hanging Arms (1620)</b>		SYS-WEL-16201200
	<b>Tube I (32"L) - 6" x 7' Standing Arms (1620P)</b>		SYS-WEL-1620P120
	<b>Tube I (39"L) - 6" x 10' Hanging Arms (1630)</b>		SYS-WEL-16301200
	<b>Tube I (39"L) 6" x 10' Standing Arms (1630P)</b>		SYS-WEL-1630P120
	<b>Tube I (60"L) - 6" x 14' Hanging Arms (1640)</b> ● Customer to clarify 60" length (small number of arms have this tube length)		SYS-WEL-16401200
	<b>Tube I (64"L) - 6" x 14' Hanging Arms (1640)</b> ● Customer to clarify 64" length (large number of arms have this tube length)		SYS-WEL-16401210
	<b>Tube I (60"L) - 6" x 14' Standing Arms (1640P)</b> ● Customer to clarify 60" length (small number of arms have this tube length)		SYS-WEL-1640P120
	<b>Tube I (64"L) - 6" x 14' Standing Arms (1640P)</b> ● Customer to clarify 64" length (large number of arms have this tube length)		SYS-WEL-1640P121
	<b>Tube I (63"L) - 8" x 14' Hanging Arms (2040)</b>		SYS-WEL-20401200
<b>Tube I for 8" x 14' Standing Arms (2040P)</b>		SYS-WEL-2040P1200	

Tubes II (Closest to Hood)	Description	Dwg/Ref.	Eurovac Part No.
	Tube II (24"L) - 4" x 7' Hanging Arms (1020)		SYS-WEL-10201300
	Tube II (20"L) - 6" x 7' Hanging Arms (1620)		SYS-WEL-16201300
	Tube II (20"L) - 6" x 7' Hanging Arms (1620P)		SYS-WEL-1620P130
	Tube II (39"L) - 6" x 10' Hanging Arms (1630)		SYS-WEL-16301300
	Tube II (39"L) - 6" x 10' Standing Arms (1630P)		SYS-WEL-1630P130
	Tube II (48"L) - 6" x 14' Hanging Arms (1640)		SYS-WEL-16401300
	Tube II (48"L) - 6" x 14' Standing Arms (1640P)		SYS-WEL-1640P130
	Tube II (48"L) - 8" x 14' Hanging Arms (2040)		SYS-WEL-20201300
Flex Hose For Arms	Description	Dwg/Ref.	Eurovac Part No.
	<p><b>FLEX HOSE -FUME ARMS</b></p> <p><b>Hose Lengths:</b></p> <ul style="list-style-type: none"> <li>• 21" Long (Wall Bracket End #81)</li> <li>• 25" Long (Middle #84)</li> <li>• 17" Long (Hood End #85)</li> </ul>	Dwg 6 (6" & 8" arm) ref# 81, 84 & 85	
	<p><b>6" (160mm) Regular Temp. Black Fume Arm Hose - per ft</b></p> <ul style="list-style-type: none"> <li>• This is the standard hose used</li> </ul>		HOS-V60-0CWSSLAM
	<p><b>6" (160mm) 570 Deg. Fume Arm Hose - per ft</b></p>		HOS-060-CAR16000
	<p><b>6" (160mm) 1000 Deg. Fume Arm Hose - per ft</b></p>		HOS-V60-MC1000MM
	<p><b>6" (160mm) Food Grade White Wire Helix Fume Arm Hose - per ft.</b></p> <ul style="list-style-type: none"> <li>• FDA Acceptable</li> </ul>		HOS-V60-RFHWHIMM
	<p><b>6" (160mm) Food Grade Clear Wire Helix Fume Arm Hose - per ft.</b></p> <ul style="list-style-type: none"> <li>• FDA Acceptable</li> </ul>		HOS-V60-UFD0CL00

<b>Reinforcement Sleeves</b>	<b>Description</b>	<b>Dwg/Ref.</b>	<b>Eurovac Part No.</b>
	<b>Reinforcement Sleeve I All 6" Arms</b>	Dwg 7 (6" & 8" arm) - ref# 14	SYS-WEL-16201400
	<b>Reinforcement Sleeve I All 8" Arms</b>	Dwg 7 (6" & 8" arm) - ref# 14	SYS-WEL-20201400
	<b>Reinforcement Sleeve II All Standing 6" Arms</b>	Dwg 13 (6" & 8" arm) - ref# 15	SYS-WEL-1620P150
<b>Reinforcement Elements</b>	<b>Description</b>	<b>Dwg/Ref.</b>	<b>Eurovac Part No.</b>
	<b>Reinforcement Element III For 1640 Arm Only</b>	Dwg 8 (6" & 8" arm) - ref# 16	SYS-WEL-16401600
	<b>Reinforcement Element III For 2040 Arm Only</b>	Dwg 8 (6" & 8" arm) - ref# 16	SYS-WEL-20401600
<b>Arm Spring Support Bracket I</b>	<b>Description</b>	<b>Dwg/Ref.</b>	<b>Eurovac Part No.</b>
	<b>Spring Support Bracket I For 6" Arms</b>	Dwg 7 (6" & 8" arm) - ref# 19	SYS-WEL-16401900
<b>Hanging Arm Spring Support Bracket II</b>	<b>Description</b>	<b>Dwg/Ref.</b>	<b>Eurovac Part No.</b>
	<b>Spring Support Bracket II for 1620 &amp; 1630 Arms</b>	Dwg 11 (6" & 8" arm) - ref# 19a	SYS-WEL-163019A0
	<b>Spring Support Bracket II for 1640 Arms</b>	Dwg 11 (6" & 8" arm) - ref# 19a	SYS-WEL-164019A0
	<b>Spring Support Bracket II for 2040 Arms</b>	Dwg 11 (6" & 8" arm) - ref# 19a	SYS-WEL-204019A0
	<b>Screw - For Spring Support Bracket</b>	Dwg 11 (6" & 8" arm) - ref# 39	SYS-WEL-20403900
	<b>Washer - For Spring Support Bracket</b>	Dwg 11 (6" & 8" arm) - ref# 40	SYS-WEL-20404000
	<b>Spring Washer - For Spring Support Bracket</b>	Dwg 11 (6" & 8" arm) - ref# 41	SYS-WEL-20404100
	<b>Nut - For Spring Support Bracket</b>	Dwg 11 (6" & 8" arm) - ref# 42	SYS-WEL-20404200

Inner & Outer Sleeves Without bracket for spring (Gas or Telescoping)	Description	Dwg/Ref.	Eurovac Part No.
	Complete Socket - All 4" Arms	Drawing 16 (4" arm) -22 & 24 Drawing 16 (4" arm) - 22 & 23	SYS-P02-01010100
	Complete Socket - All 6" Arms (No. 22 & 24)	Drawing 7 (6" & 8" arm) -22 & 24 Drawing 13 (6" & 8" arm) - 22 & 23	SYS-P02-01010400
	Complete Socket - All 8" Arms (Except 8" x 4m Stand)	Drawing 7 (6" & 8" arm) -22 & 24 Drawing 13 (6" & 8" arm) - 22 & 23	SYS-P02-01010200
	Complete Socket -8" x 4m Standing Arms	Drawing 13 (6" & 8" arm) - 22 & 23	SYS-P02-01010500
Dampers	Description	Dwg/Ref.	Eurovac Part No.
	Damper For 3" Arms	N/A	SYS-P02-04000600
	Damper For 4" Arms	N/A	SYS-P02-04000700
	Damper For 6" (160mm) Arms (No. 25) <ul style="list-style-type: none"> <li>Includes Axle I (No. 26) (SYS-WEL-16402600)</li> <li>Includes Axle II (No. 27) (SYS-WEL-16402700)</li> <li>Axles to be supplied loose - not pre-riveted</li> </ul>	Dwg 10 (6" & 8" Arm) -ref#25	SYS-WEL-16202500
	Damper For 8" Arms		SYS-WEL-20202500
Lever For Dampers	Description	Dwg/Ref.	Eurovac Part No.
	Lever For 6" Arm Dampers (No. 28)	Dwg 10 (6" & 8" arm) - ref# 28	SYS-WEL-16402800
Plastic Sleeve For Dampers	Description	Dwg/Ref.	Eurovac Part No.
	Plastic Sleeve For 6" Arm Dampers (No. 29)	Dwg 10 (6" & 8" arm) - ref# 29	SYS-WEL-16402900
Support Plate For Dampers	Description	Dwg/Ref.	Eurovac Part No.
	Support Plate For 6" Arm Dampers (No. 30)	Dwg 10 (6" & 8" arm) - ref# 30	SYS-WEL-16403000
Hood Handles Only	Description	Dwg/Ref.	Eurovac Part No.
	Hood Handle 3" Arms	N/A	SYS-WEL-75156100
	Hood Handle 4" Arms	N/A	SYS-WEL-10206100
	Hood Handle For 6" Arms (No.61)	Dwg 9 (6" & 8" Arm) - ref# 61	SYS-WEL-16406100
	Hood Handle For 8" Arms		SYS-WEL-20406100

Wing Nuts	Description	Dwg/Ref.	Eurovac Part No.
	Wing Nut (No. 79)	Dwg 10 (6" & 8" arm) - ref# 79	SYS-WEL-16407900
Fume Arm Handles	Description	Dwg/Ref.	Eurovac Part No.
	Fume Arm Handle For 6" Arms (No. 80)	Dwg 10 (6" & 8" arm) - ref# 80	SYS-WEL-16408000
Telescope Clamps	Description	Dwg/Ref.	Eurovac Part No.
	Telescope Clamp For 6" Arms (No. 86)	Dwg 11 (6" & 8" arm) - ref# 86	SYS-WEL-16408600
Joint Wheels	Description	Dwg/Ref.	Eurovac Part No.
	Joint's Wheel For All 3" Arms	N/A	SYS-WEL-7515P100
	Joint's Wheel For All 4" Arms	Dwg 18. (4" Arm) - ref# P1	SYS-WEL-1025P100
	Joint's Wheel For All 6" Arms (No. P1)	D2g 9. (6" and 8" arm) - ref#P1	SYS-WEL-1620P100
	Joint's Wheel For All 8" Arms	Dwg 9. (6" and 8" arm) - ref#P1	SYS-WEL-2040P100
Connector	Description	Dwg/Ref.	Eurovac Part No.
	Connector For 3" & 4" Arms	N/A	SYS-P02-00000200
	Connector For 6" & 8" Arms (No. P2)	Dwg 9 (6" & 8" Arm) - ref#P2	SYS-WEL-1640P200
Screws	Description	Dwg/Ref.	Eurovac Part No.
	Screw M8x20 For All 6" & 8" Arms (No.P3)		SYS-WEL-1640P300
Nuts	Description	Dwg/Ref.	Eurovac Part No.
	Self Locking Nut M8 For All 6" & 8" Arms (No. 46)	Dwg 8 (6" & 8" arm) - ref# 46	SYS-WEL-16404600
	Self Locking Nut M8 For All 6" & 8" Arms (No. P4)	Dwg 9 (6" & 8" arm) - ref# P4	SYS-WEL-1640P400
Washers	Description	Dwg/Ref.	Eurovac Part No.
	Regular Washer 8.4C For All 6" & 8" Arms (No.P5)	N/A	SYS-WEL-1640P500

Disc Springs	Description	Dwg/Ref.	Eurovac Part No.
	Disc Spring For 6" Arms (No. P9)	Dwg 9 (6" & 8" arm) - ref# P9	SYS-WEL-1640P900
Light Kit Lens	Description	Dwg/Ref.	Eurovac Part No.
	Replacement Lens For Fume Arm Light Kit		SUB-WEL-LK0LENS0

## Fan - Replacement Parts

Impellers	Description	Dwg/Ref.	Eurovac Part No.
No Picture Available	Impeller for 3/4HP Fan	N/A	SYS-BIF-075I000
	Impeller for 2HP Fan	N/A	SYS-BIF-200I000
	Impeller for 3HP Fan	N/A	SYS-BIF-300I000
	Impeller for 5HP Fan	N/A	SYS-BIF-500I000

## Boxair - Replacement Parts

Boxair - Replacement Parts	Description	Dwg/Ref.	Eurovac Part No.
	Arm Hood - Boxair		SUB-BXA-HOOD0000
	Blue Arm Hose - Boxair		SUB-BXA-HOS0BL00
	Caster - Boxair (each) • Qty 4 Required		SUB-BXA-CASTER00
	Arm Mounting Bracket - Boxair		SUB-BXA-ARM0MNT0
	Hose Clamp - Boxair		SUB-BXA-HS0CLP00
	Rubber Cover - Boxair		SUB-BXA-RUB0COV0